THAIMAXWELL SOLAR



BIPRO
132-cell TMS-ED9G66M

600 - 630W Bifacial Dual Glass
MBB Half-Cut Mono N-type

KEY FEATURES

MBB Half-Cut Cell Technology
New circuit design, lower internal current, lower Rs loss
N-type cell technology, attenuation <1% (1st year) / ≤0.4% (Linear)

Industry Leading High Yield
Bifacial N-Type cell technology,
5%-25% more yield depends on different conditions

Excellent Anti-PID performance
2 times of industry standard Anti-PID test

Wider Application
No water-permeability and high wear-resistance,
can be widely used in high-humid, windy and dusty area

IP68 junction box
High waterproof level

SYSTEM & PRODUCT CERTIFICATES

// ISO 9001: 2015 Quality Management System

// ISO 14001: 2015 Environment Management System

PERFORMANCE WARRANTY

12 years Quality assurance

30 years Power output guarantee

Linear Performance Warranty

Standard Performance Warranty

1% First Year Degradation

0.4% Annual Power Degradation

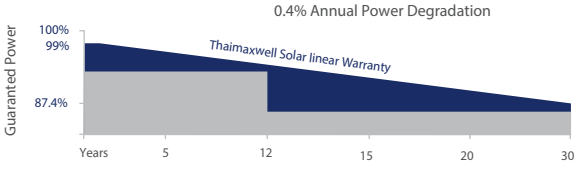

THAIMAXWELL SOLAR

ELECTRICAL CHARACTERISTICS

Testing Condition	STC	NMOT	STC	NMOT	STC	NMOT	STC	NMOT	STC	NMOT	STC	NMOT	STC	NMOT
Maximum Power (Pmax/W)	630	693	625	688	620	683	615	677	610	671	605	666	600	660
Operating Voltage (Vmpp/V)	41.89	41.89	41.62	41.62	41.34	41.34	41.06	41.06	40.78	40.78	40.50	40.50	40.22	40.22
Operating Current (Impp/A)	15.04	16.55	15.02	16.53	15.00	16.51	14.98	16.49	14.96	16.46	14.94	16.44	14.92	16.42
Open-Circuit Voltage (Voc/V)	49.31	49.43	49.11	49.23	48.91	49.03	48.71	48.83	48.51	48.63	48.31	48.43	48.11	48.23
Short-Circuit Current (Isc/A)	15.96	17.59	15.93	17.56	15.90	17.53	15.87	17.49	15.84	17.46	15.81	17.43	15.78	17.40
Module Efficiency (%)	23.3%		23.1%		23.0%		22.8%		22.6%		22.4%		22.2%	

REAR SIDE POWER GAIN(REFERENCE TO 500W FRONT)

Maximum Power at STC (Pmax/W)	5%	15%	25%
Power Tolerance (W)	646	707	769
Optimum Operating Voltage (Vmp/V)	41.06	41.16	41.16
Optimum Operating Current (Imp/A)	15.73	17.18	18.68
Open Circuit Voltage (Voc/V)	48.71	48.81	48.81
Short Circuit Current (Isc/A)	16.66	18.21	19.79

STC: Irradiance 1000W/m², Spectra at AM1.5, Module Temperature 25°C, Power output tolerance: 0~+5W,Test uncertainty for Pmax : ±3%
NMOT: Irradiance 800W/m², Spectra at AM1.5, Ambient Temperature 20°C, Wind speed 1m/s

MECHANICAL CHARACTERISTICS

Solar Cell	Monocrystalline N-type 182*210 mm
No. of Cells	132 (6*22)
Module Dimensions	2382×1134×35mm(93.78 × 44.65 × 1.38in.)
Weight	33.0kg(72.75lbs)
Front Glass	2.0mm AR coated heat-strengthened glass
Back Glass	2.0mm heat-strengthened glass
Frame	Anodized Aluminium Alloy
Junction Box	IP68, 3 Bypass Diodes
Output Cables	4mm² (IEC), 12AWG(UL) 1500mm (59.06) inches)
Connectors	T01/LJQ-3-CSY/MC4/MC4-EVO2

APPLICATION CONDITIONS

Maximun System Voltage	1500V/DC
Operating Temperature	-40°C ~ +85°C
Maximun Series Fuse	35A
Mechanical Load	Front side 5400Pa,Back side 2400Pa
Refer. Bifaciality Factor	80%±5%

OPERATING CONDITIONS

Temperature Coefficient of Pmax	-0.29%/°C
Temperature Coefficient of Voc	-0.25%/°C
Temperature Coefficient of Isc	0.045%/°C
NMOT (Nominal Module Operating Temperature)	42 ± 2 °C

PACKING CONFIGURATION

Pieces Per Pallet	31
Pieces Per Container(40'HQ)	620

I-V CURVE

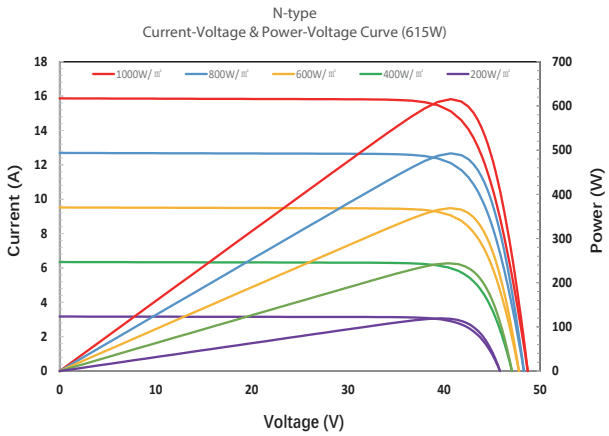

TECHNICAL DRAWINGS

Unit: mm (inch)

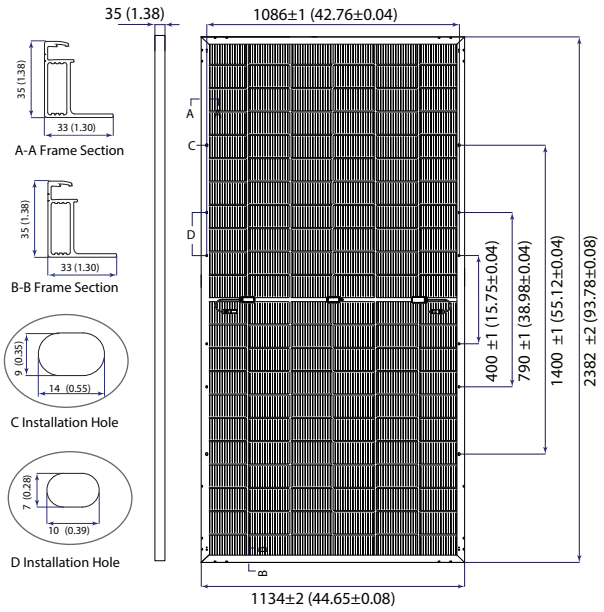

Thaimaxwell Solar Co., Ltd.

75/4 Moo 3, Petchkasem Road, Banmai, Sampran, Nakornpathom 73110, Thailand Tel : +66 34 311 388-90 Fax : +66 34 311 148